



# OpenGL: Performance and Optimizations

**Session 514**





# OpenGL: Performance and Optimizations

**John Stauffer**  
**OpenGL Engineering Manager**

# What You'll Learn

- Basic optimization suggestions
- New optimizations in Jaguar
- OpenGL extensions
- Using threads
- Tools
  - OpenGL Profiler
  - Sampler
- Where to look for help

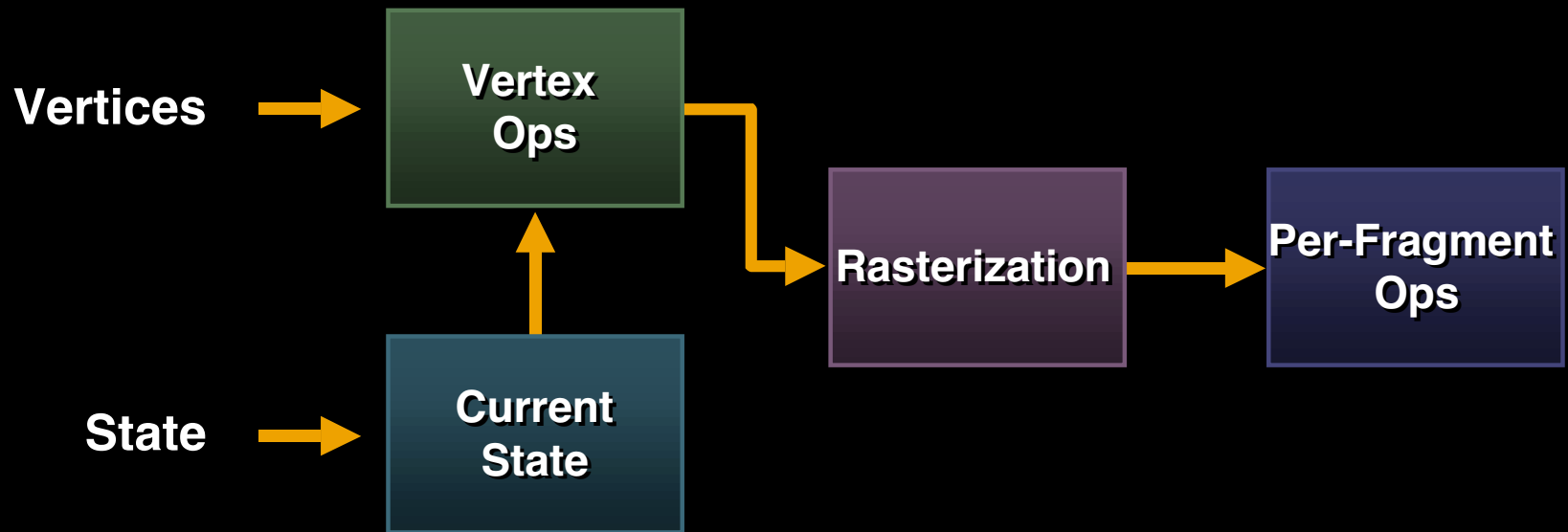


# Basic Optimizations

- Optimization technique is application dependent
  - What is your primary data type?
    - Pixels or vertices
  - Do you changes textures a lot?
  - Do you have complex vertex data sets?
  - Do you spool data from disk in realtime?



# OpenGL Pipeline



# Basic Optimizations

- **ALMOST NEVER** call **glFlush**
  - Only call for single buffered contexts
  - Submits the current command buffer
  - Can artificially cause the driver to run out of command buffers
- **NEVER** call **glFinish**
  - Waits until all pending drawing is finished by the graphics device



# Basic Optimizations

- Avoid using **glReadPixels**
  - Can cause an implicit glFinish
  - Only use for saving pixel data
- Avoid using **glDrawPixels**
  - Use a textured Quad instead



# Basic Optimizations

- Minimize state changes
  - Textures, enables/disables, etc . . . .
  - State changes can account for a large portion on the time spent in OpenGL





# New Optimizations in Jaguar

- **glDrawPixels**
  - Now done with texture Quads
- **glReadPixels**
  - Graphics card now pushes the data to memory instead of CPU reading data across PCI bus
- **glTexSubImage**
  - Now a VRAM to VRAM operation

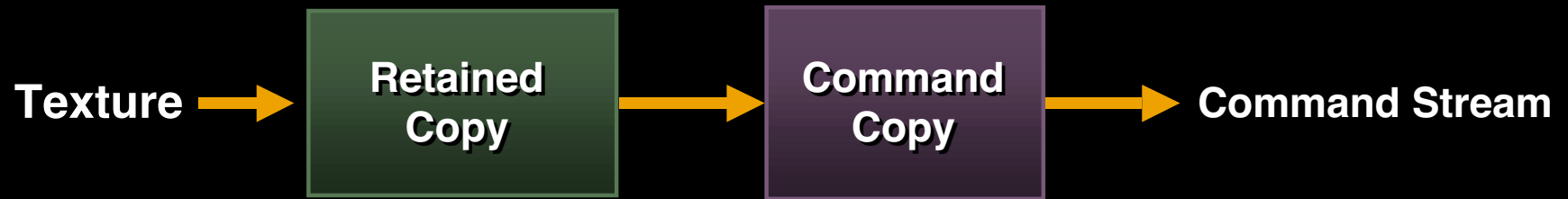


# New Optimizations in Jaguar

- Display Lists
  - Now uses vertex array object extension
  - Recommended for static vertex data
- Vertex Arrays
- Image Processing
  - More AltiVec code



# OpenGL Texture Pipeline



# Basic Texture Optimizations

- Scale texture sizes to hardware
  - Try to avoid texture paging
- Don't second guess OpenGL texture paging
  - OpenGL uses LRU/MRU paging
  - Paging uses very little CPU
- Use packed pixel types
  - **GL\_BGRA, GL\_UNSIGNED\_SHORT\_1\_5\_5\_5\_REV**
  - **GL\_BGRA, GL\_UNSIGNED\_INT\_8\_8\_8\_8\_REV**



# OpenGL Texture Extensions

- **GL\_APPLE\_client\_storage**
  - Eliminates OpenGL storing a texture copy
  - Application texture is directly used by OpenGL
  - Increases texture upload performance
  - Excellent for textures that change a lot
  - Saves memory if application already keeps a copy of the texture



# OpenGL Texture Extensions

- **GL\_APPLE\_texture\_range**
  - Eliminates driver copying texture
  - Dynamically maps pixel data directly into AGP memory
  - **GL\_BGRA, GL\_UNSIGNED\_SHORT\_1\_5\_5\_5\_REV**
  - **GL\_BGRA, GL\_UNSIGNED\_INT\_8\_8\_8\_8\_REV**
  - Use **GL\_APPLE\_fence** to test for completion



# OpenGL Texture Extensions

- **GL\_EXT\_texture\_rectangle**
  - Allows non-power of two textures
  - Fast path through drivers
  - Good for blitting images to the screen
  - Does not allow mipmap filtering
  - Does not allow **GL\_REPEAT** wrap mode
  - Texture coords are in pixel space, not normalized space





Demo



# OpenGL Vertex Pipeline

## Immediate Mode



## Vertex Array



# Basic Vertex Optimizations

- Try to avoid the immediate mode vertex path
- Maximize number of vertices per **glBegin/glEnd**
  - This reduces per function call overhead
- Use efficient primitives
  - Triangle strips, Quad strips
- Use **aglMacros.h/CGLMacros.h**
  - Reduces function call overhead



# OpenGL Vertex Extensions

- **GL\_APPLE\_vertex\_array\_range**
  - Use if available
  - Most optimized path for TCL cards
  - Eliminates the driver copying the data
  - Dynamically maps vertex data directly into AGP memory
  - Use **GL\_APPLE\_fence** to test for completion



# OpenGL Vertex Extensions

- **GL\_APPLE\_vertex\_array\_object**
  - Built on **GL\_APPLE\_vertex\_array\_range**
  - Allows for multiple AGP memory regions
  - Offers the same functionality as texture objects



# OpenGL Vertex Extensions

- **GL\_EXT\_compiled\_vertex\_array**
  - Most optimized path for Non-TCL cards
  - Don't use if **GL\_APPLE\_vertex\_array\_range** is available



# Vertex Optimization Example

- Step 1: Starting point

```
for(i = 0; i < num_polys - 2; i++)
{
    glShadeModel(GL_SMOOTH);
    glColor4d (r, g, b, 1.0);
    glBegin (GL_TRIANGLES);
        glVertex4f (v[i][0], v[i][1], v[i][2], 1.0);
        glVertex4f (v[i+1][0], v[i+1][1], v[i+1][2], 1.0);
        glVertex4f (v[i+2][0], v[i+2][1], v[i+2][2], 1.0);
    glEnd ();
}
```



# Vertex Optimization Example

- Step 2: Remove static state changes from loops

```
glShadeModel(GL_SMOOTH);
glColor4d (r, g, b, 1.0);
for(i = 0; i < num_polys - 2; i++)
{
    glBegin (GL_TRIANGLES);
        glVertex4f (v[i][0], v[i][1], v[i][2], 1.0);
        glVertex4f (v[i+1][0], v[i+1][1], v[i+1][2], 1.0);
        glVertex4f (v[i+2][0], v[i+2][1], v[i+2][2], 1.0);
    glEnd ();
}
```



# Vertex Optimization Example

- Step 3: Maximize vertices per begin/end

```
glShadeModel(GL_ SMOOTH);  
glColor4d (r, g, b, 1.0);  
glBegin (GL_ TRIANGLES);  
    for(i = 0; i < num_polys - 2; i++)  
    {  
        glVertex4f (v[i][0], v[i][1], v[i][2], 1.0);  
        glVertex4f (v[i+1][0], v[i+1][1], v[i+1][2], 1.0);  
        glVertex4f (v[i+2][0], v[i+2][1], v[i+2][2], 1.0);  
    }  
glEnd ();
```





# Vertex Optimization Example

- Step 4: Simplify data types

```
glShadeModel(GL_ SMOOTH);  
glColor3f (r, g, b);  
glBegin (GL_ TRIANGLES);  
    for(i = 0; i < num_polys - 2; i++)  
    {  
        glVertex3fv (v[i]);  
        glVertex3fv (v[i+1]);  
        glVertex3fv (v[i+2]);  
    }  
glEnd ();
```



# Vertex Optimization Example

- Step 5: Simplify primitive types

```
glShadeModel(GL_ SMOOTH);  
glColor3f (r, g, b);  
glBegin (GL_TRIANGLE_STRIP);  
    for(i = 0; i < num_polys; i++)  
    {  
        glVertex3fv (v[i]);  
    }  
glEnd ();
```



# Vertex Optimization Example

- Step 6: Use vertex arrays

```
glShadeModel(GL_ SMOOTH);  
glColor3f (r, g, b);
```

```
glVertexPointer (3, GL_ FLOAT, 0, v);  
glEnableClientState (GL_ VERTEX_ ARRAY);  
glDrawElements (GL_ TRIANGLE_ STRIP, num_ polys,  
               GL_ UNSIGNED_ SHORT, indices);
```



# Vertex Optimization Example

- Step 7: Use `GL_APPLE_vertex_array_range`

```
glShadeModel(GL_SMOOTH);
```

```
glColor3f (r, g, b);
```

```
glVertexPointer (3, GL_FLOAT, 0, v);
```

```
glEnableClientState (GL_VERTEX_ARRAY);
```

```
glVertexArrayRangeAPPLE(sizeof(v), v);
```

```
glEnableClientState(GL_VERTEX_ARRAY_RANGE_APPLE);
```

```
glFlushVertexArrayRangeAPPLE(sizeof(v), v);
```

```
glDrawElements (GL_TRIANGLE_STRIP, num_polys,  
                GL_UNSIGNED_SHORT, indices);
```





Demo



# OpenGL Threads

- **GL\_APPLE\_fence**
  - Provides synchronization tokens
  - Synchronous token query
    - Block until token completed
  - Asynchronous token query
  - Use to synchronize between threads
  - Use to synchronize vertex and texture range operations

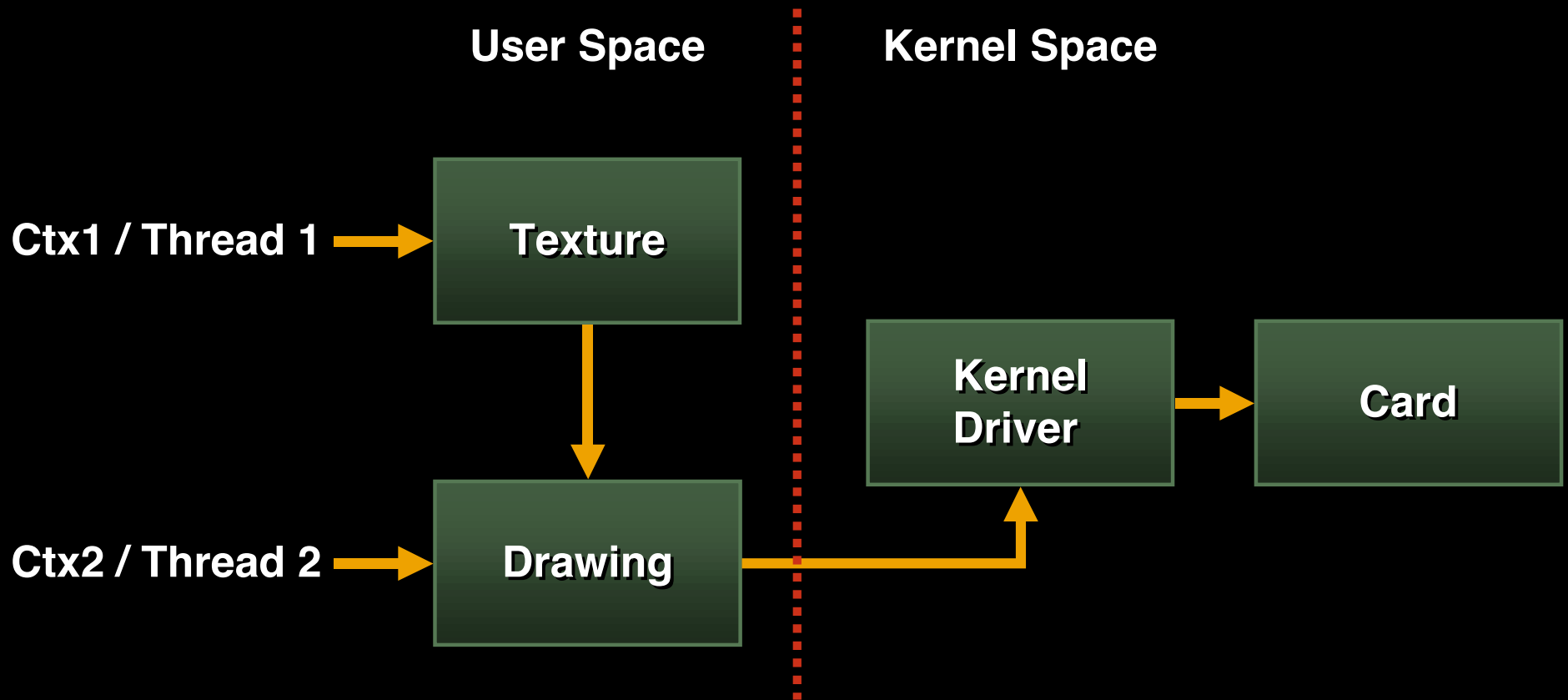


# Using Threads in OpenGL

- Loading textures in a second thread
  - Allows primary thread to continue uninterrupted drawing
  - Create 2 shared contexts, 1 per thread
- Don't call an OpenGL context from multiple threads simultaneously without careful synchronization
  - Will crash your application



# Threaded Texture Loading







Demo

# OpenGL Profiler

- OpenGL function call statistics
- OpenGL function call trace
- Driver statistics
- OpenGL function break points
  - Application call stack
  - OpenGL state
- Noop and profile control for any OpenGL function
- Force buffer flushing after draw function





Demo

# Summary

- Optimization technique is application dependent
- Understand where your bottle neck is
- Apply available extensions to the problem



# For More Information


- In print
  - *OpenGL Programming Guide*
  - *OpenGL Reference Manual*

- On-line

<http://www.opengl.org>

<http://lists.apple.com>

- Search for “opengl”



# Roadmap

---

**500 Graphics and Imaging Overview**

Room A2  
**Tue., 10:30am**

---

**503 Exploring the Quartz Composer**

Hall 2  
**Tue., 3:30pm**

---

**504 OpenGL:  
Graphics Programmability**

Room A2  
**Tue., 5:00pm**

---

**505 OpenGL: Integrated Graphics I**

Room J  
**Wed., 9:00am**



# Roadmap

---

**506 OpenGL: Integrated Graphics II**

Room J  
**Wed., 10:30am**

---

**509 ColorSync and Digital Media**

Room C  
**Wed., 5:00pm**

---

**511 Games Solutions:  
Graphics, Events, and Tidbits**

Room C  
**Thurs., 10:30am**

---

**512 Games Solutions:  
NetSprocket and OpenPlay**

Room C  
**Thurs., 2:00pm**

---



# Roadmap

---

**513 OpenGL: Advanced 3D**

Room J  
**Thurs., 3:30pm**

---

**514 OpenGL:  
Performance and Optimization**

Room J  
**Thurs., 5:00pm**

---

**516 Graphics and Imaging  
Performance Tuning**

Hall 2  
**Fri., 3:30pm**

---

**FF018:  
Graphics and Imaging**

Room J1  
**Fri., 5:00pm**





# Who to Contact

---

**Sergio Mello**

3D Graphics Technology Manager


[sergio@apple.com](mailto:sergio@apple.com)

---





# Q&A



**Sergio Mello**  
**3D Graphics Technology Manager**  
**Worldwide Developer Relations**  
**sergio@apple.com**

<http://developer.apple.com/wwdc2002/urls.html>

 **WWDC2002**

 **WWDC2002**

 **WWDC2002**